

*Start here...*

## 1 Diagnosis of NET




You have been diagnosed with NET

## 2 Do I meet the criteria for PRRT treatment?



You will find all information at [www.prrt-treatment.com/physicians/criteria](http://www.prrt-treatment.com/physicians/criteria)


## 3 Have I been referred? (by my doctor)



If not, your doctor might refer you. For information see: [www.prrt-treatment.com/physicians](http://www.prrt-treatment.com/physicians)

*For more information, see Infographic part 2 - Treatment*

## 8 Intake visit



If you are accepted for PRRT, you meet one of the doctors who takes care of you during the treatment.



**The patient is our care**  
PRRT Treatment Center Rotterdam aims at prolonging survival and improving the quality of life in patients with neuroendocrine tumors.

We try to give comprehensible information both for the patient and for the referring physician. In this schematic overview all steps from Diagnosis to Intake are displayed.

For more detailed information about the treatment and the precautions after PRRT we refer you to our website.

## 4 Checklist



**Checklist necessary information**

- Medical history
- OctreoScan (≤ 6 mo)
- CT scan / MRI (≤ 3 mo)
- Pathology report
- Blood chemistry/hematology
- Urine tests
- Medication list


Also view these criteria: [www.prrt-treatment.com/physicians/criteria](http://www.prrt-treatment.com/physicians/criteria)

## 7 Evaluation of Data



The physicians will evaluate all available data.

## 6 Recent hospitalisation



**Were you recently hospitalized outside the Netherlands within 12 months?**  
Yes - We might send you a test kit based on the outcome of a questionnaire.  
No - Go to step 7,

## 5 Patient Referral



We send you and the referring physician a confirmation letter once we've received the referral letter. If information is missing, we will ask the referring physician for it.

*Start here...*

**1** Day 1 | Introduction to the therapy unit.



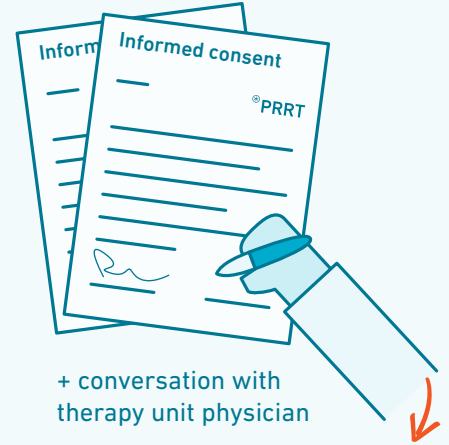
If you qualify for treatment, you meet the specialists who will supervise you during the treatment.

**2** Explanation of procedures at the treatment unit.



*For more information on the run-up procedure, see infographic 1 - from diagnosis to intake.*

**3** Consent for carrying out treatment



+ conversation with therapy unit physician

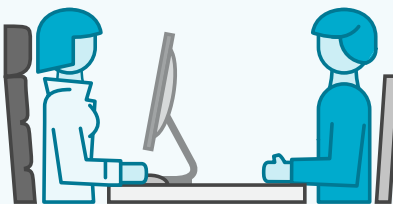
**10** Written rules after PRRT and Flying Permission form are given



**9** Measurement of radioactivity level and discharge



**8** Short evaluation with the physicians



Scans, bloodtests and side effects are discussed

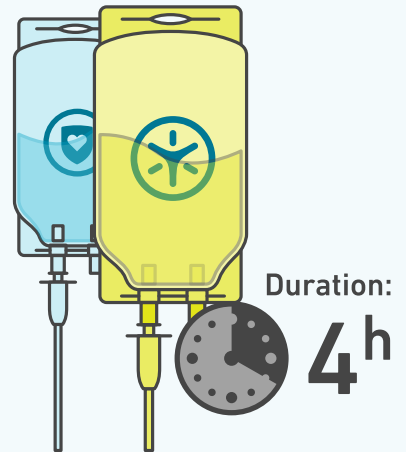
**11** Follow-up treatments



After 6-12 weeks, follow-up treatment will take place, after bloodwork and confirmation.

For more information about the treatment and the rules after treatment, we kindly refer you to our website: [www.prrt-treatment.com](http://www.prrt-treatment.com)

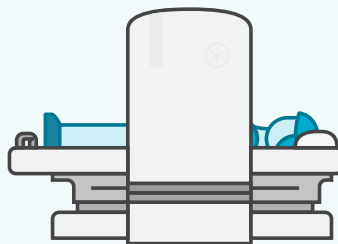
**4** Amino acid infusion/PRRT



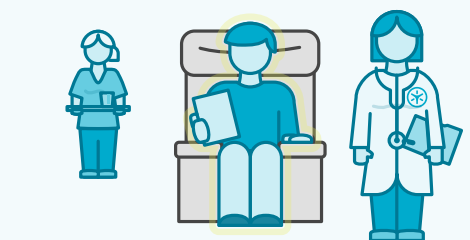
Duration: **4h**

**5** You are treated from a distance as much as possible due to radioactivity.

**7** Day 2 | Scan with gammacamera.



To see whether the PRRT has reached the tumors.



**6** The physician comes and checks on you again.